



What To Include In a Teaching Portfolio

Facilitated by Dina M. Battaglia, Ph.D.

Director, Center for Teaching & Learning Excellence

October 19, 2017

The Premise of a Teaching Portfolio



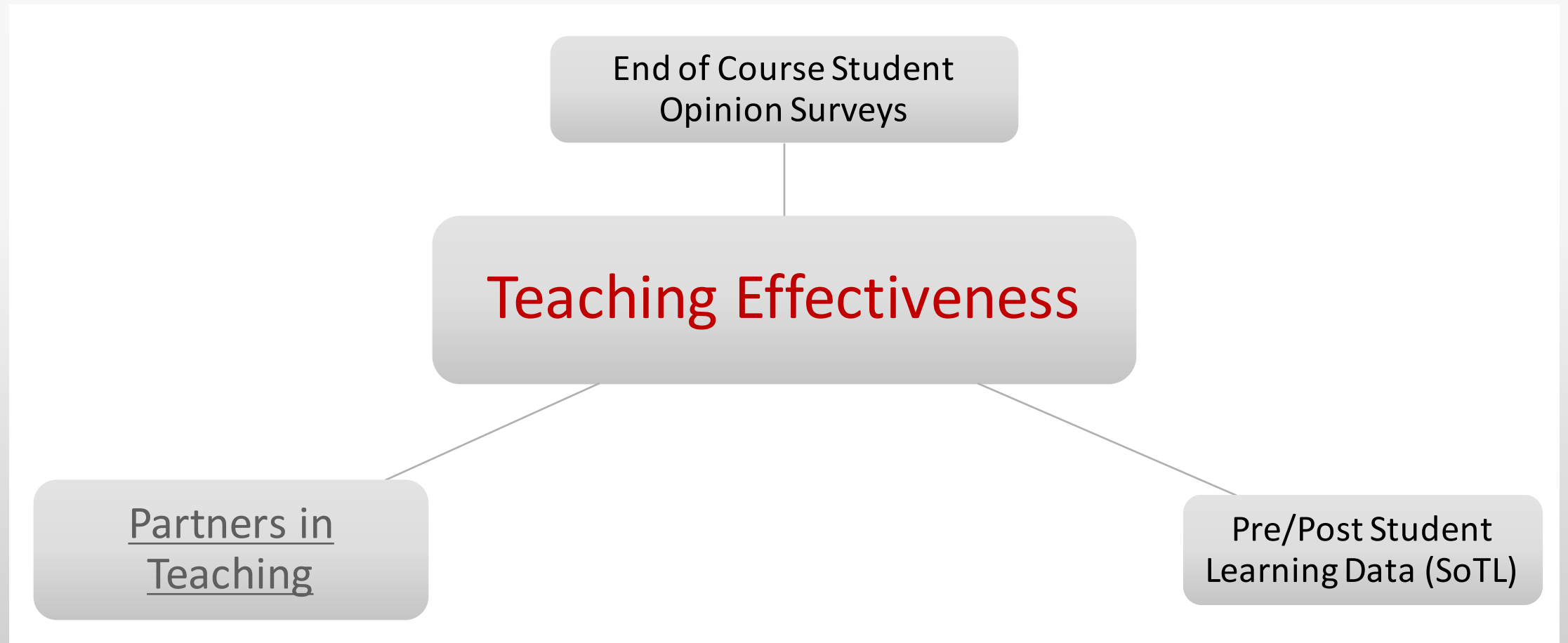
“A teaching portfolio is a factual description of a professor’s teaching strengths and accomplishments. It includes documents and materials that collectively suggest the scope and quality of a professor’s teaching performance.” (Seldin, Miller, & Seldin, 2010, p. 4)



Provide The...



Triangulation of Data





TAKING LEARNING TO NEW HEIGHTS



Where to begin

Clarify Expectations



- Prescott Faculty Handbook:
 - Faculty Expectations
 - Tenure & Promotion Application Format

8.3.1. Teaching

Teaching includes all educational activities that directly involve students. Teaching performance should be evaluated in the following areas.

- a. Classroom Instruction: Classroom performance should be measured by different instruments. At least one instrument must evaluate classroom activities such as ability to organize and present subject matter in a clear, logical and innovative manner, relevance of material covered, ability to evaluate student understanding and progress, ability to broaden student interest, and ability to effect improvements in instruction.
- b. Teaching Improvement: The improvement of teaching and improvement of the institutional offerings can be measured by evaluating performance in activities such as developing and teaching a new class, significant revision of current classes, testing new educational or evaluation methods within a class, testing or implementing new technology methods, and conducting significant personal research on teaching pedagogy.
- c. Student Support: This area requires demonstration of positive involvement with students outside of the classroom. These activities may include advising, participation with student activities, or activities leading to improved student satisfaction.
- d. Supporting Information: Types of supporting information in the above areas may include but are not limited to the following:
 1. Faculty member's Self Assessment Form.
 2. The Summary of Student Opinion of Instruction Form and other student evaluations.
 3. Samples of course syllabi, handouts, tests, assignments, and graded student work.
 4. Written summaries of classroom visitations.
 5. Alumni evaluations.

Why > What



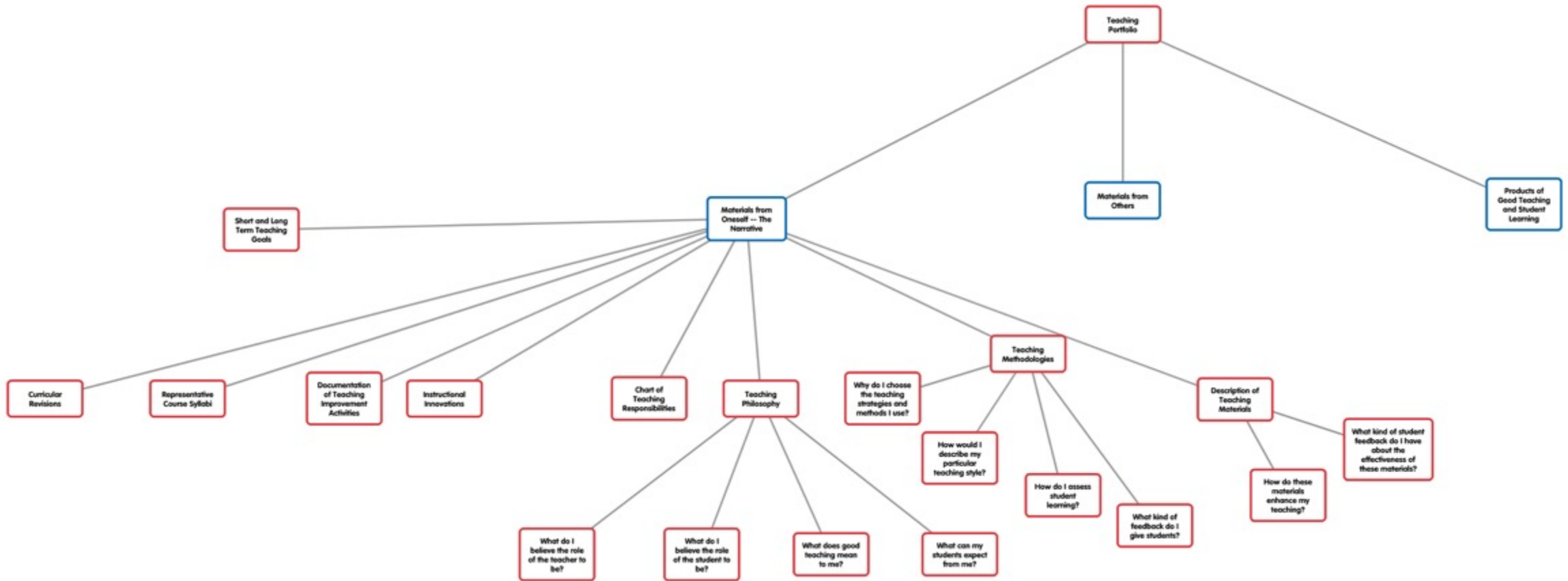
- Reflect on your underlying teaching philosophy
- Describe the strategies and methodologies that flow from that reflection...*why you do what you do*
- Select documents and materials that provide the **hard evidence** of your teaching activities and accomplishments



Components of Your Teaching Portfolio



TAKING LEARNING TO NEW HEIGHTS



3 Key Ingredients...



- Materials from Oneself (*The Narrative*)
- Materials from Others
- Products of Good **Teaching** & Student **Learning**

Your Narrative...



TAKING LEARNING TO NEW HEIGHTS

Philosophy

Methodologies

Description of
Teaching
Materials

Chart of
Teaching
Responsibilities

Instructional
Innovations

Documentation
of Teaching
Improvement
Activities

Representative
Course Syllabi

Curricular
Revisions

Short & Long
Term Teaching
Goals

Final Tips



- Collaborate!
- Provide supporting documentation for every claim you make
- Be sure to cross-reference between narrative and appendices
- Include specifics regarding efforts to improve teaching (program titles, facilitator, location, dates, etc.)

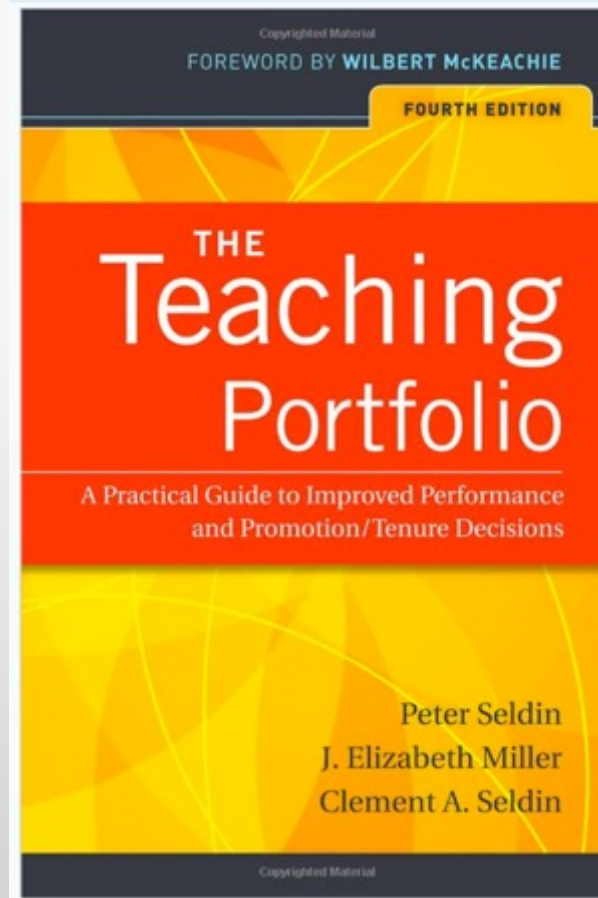
Thank You



Key Resource



TAKING LEARNING TO NEW HEIGHTS



Center for Teaching & Learning Excellence

Don't Forget to Try Popplet



TAKING LEARNING TO NEW HEIGHTS

The advertisement features a top-down view of a wooden desk. On the desk are a white mug of coffee, a calculator, a pen, a stapler, and a tablet. The tablet displays the Popplet app interface, which shows a hierarchical diagram of project phases. The diagram includes a central "Concept Phase" box, which branches into "Goal Clarification", "Brainstorming", "Research", and "Plan/Prototype". The "Design Phase" box branches into "Organize", "Storyboard", "Storyboard", "Storyboard", "Storyboard", and "Storyboard". The "Development Phase" box branches into "Design and Prototype", "Bug Tracking", "Testing Tools", "Performance Optimization", "Deployment Strategy", and "User Testing".

popplet

[try it out](#) [get the app](#) [log in](#)

Popplet for Work
For generating ideas in the office or on the go.

Download on the App Store

popplet Project Phases

Concept Phase

Design Phase

Development Phase

Popplet is a tool for the iPad and web to capture and organize your ideas.

Contact Information



Dina M. Battaglia, Ph.D.

Director, CTLE

Building 17, Office 139

battagd1@erau.edu

928-777-6993

[CTLE Announcements](#)